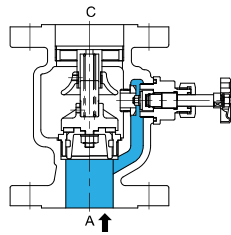
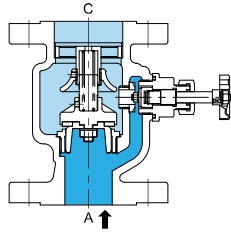


YHL-100, 200 Type Hammerless Check Valve

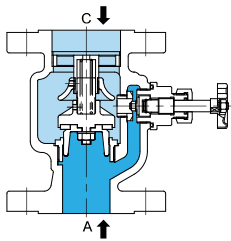
How it works



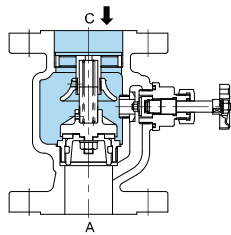
1. When the pump commences operation, the fluid's pressure arrives at side A, as seen in the diagram,



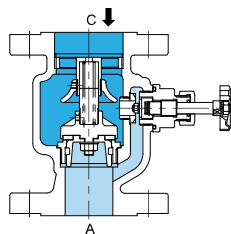
2. The fluid, which reached A, raises the disc even at extremely little pressure (0,1 kgf/cm²g), resulting in the fluid passing through.



3. The fluid, which reached A, raises the disc even at extremely little pressure (0,1 kgf/cm²g), resulting in the fluid passing through.



4. When the pump stops operating, the supply pressure drops, and when the supply pressure becomes 0,1 kgf/cm²g, the valve has been closed already by the spring's force. As a result, there is no pressure shock or vibration that occurs from the commencement of the backward flow of fluid. This is why there is no water hammer.



5. The bypass valve installed next to the valve is used to prevent freezing damages by draining water from the pipeline when the pump stops operating, and to replenish the empty pump with water when the pump starts to operate again.

Cautions for use

1. Leave the bypass valve closed during normal operation. (If the foot valve breaks down, open the valve and replenish the fluid to an appropriate level.)
2. Special attention is needed so that foreign substances, such as sand or welding particles, do not get mixed with the fluid and flow inside the pipeline.
3. If the applicable fluid is different or the valve is intended to be used for high temperatures of 60°C or more, consult with Samyang prior to placing an order.